MEDIX buy

User Manual
For Buyer

1 Register

- Submit registration details.
- Get an activation email.
- Activate account and initiate utilization.

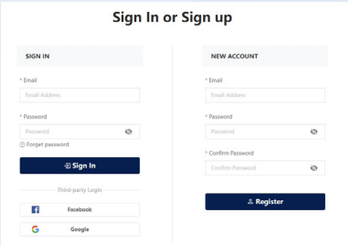

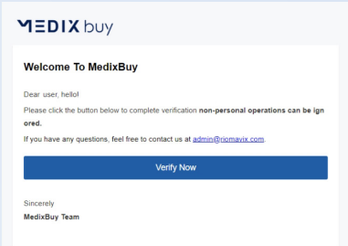

2 Search Products

- Enter keywords to search for the products you need.

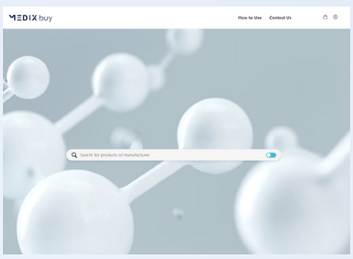

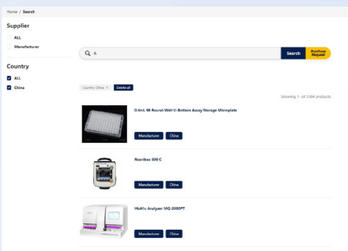

3 Send Inquiry

- Add products for inquiry to the shopping cart to create an inquiry list.
- Submit the order, which can then be previewed in your account.
- Pending the quotation.

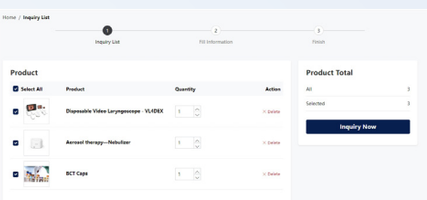

4 Receive Quotation

- Receive quotation in your registered email which includes product detail information such as supplier, price, trade terms, and other delivery dates.
- Contact the supplier directly to proceed next step.



Post Demands

Can't Find the Product You Need on Our Platform?

Please contact us via internal mail.
We'll post your product request to suppliers and match you with the right product.

If you are not a BUYER?

Please contact us via email.
We will send you the appropriate VENDOR user manual.